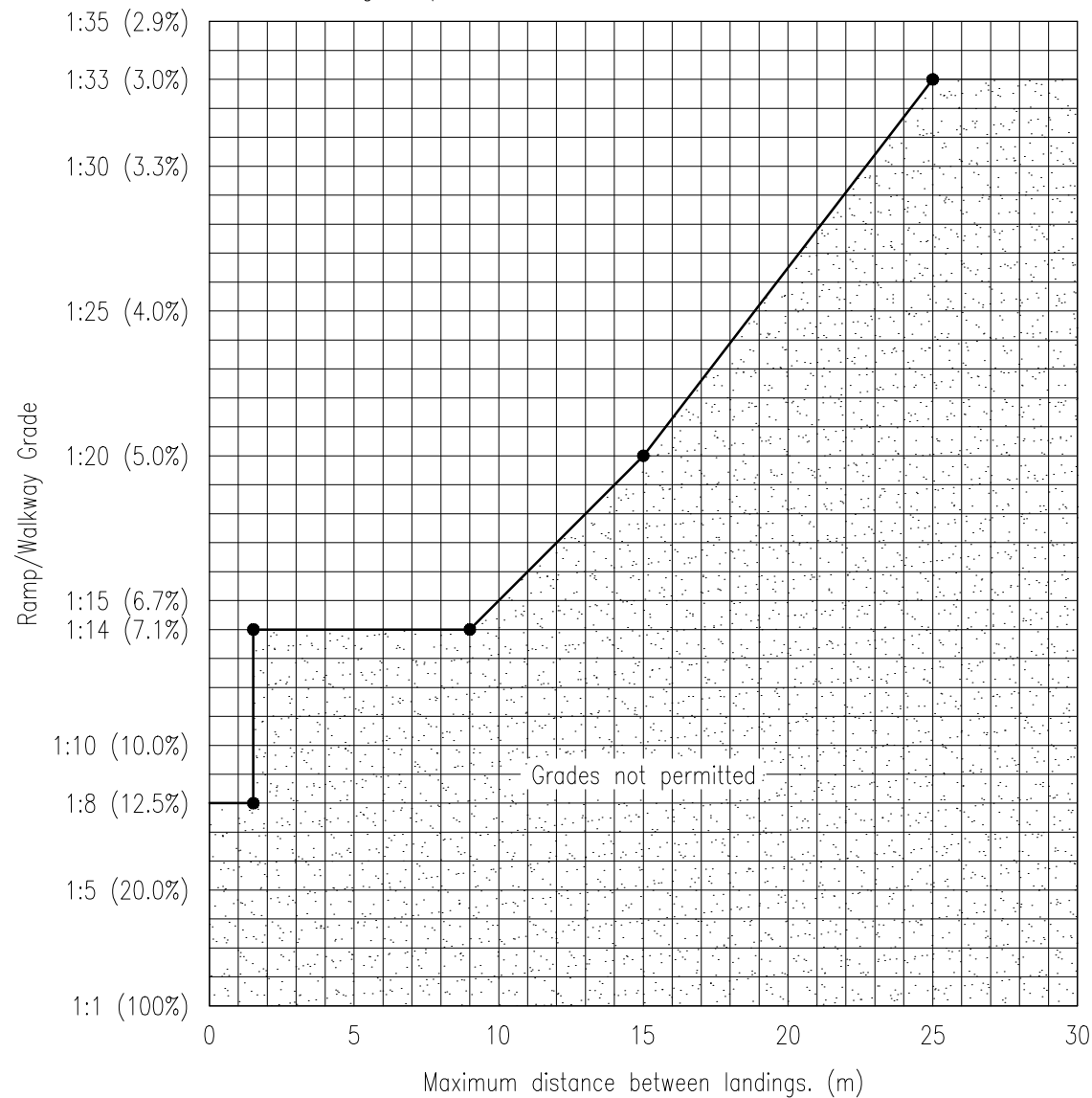


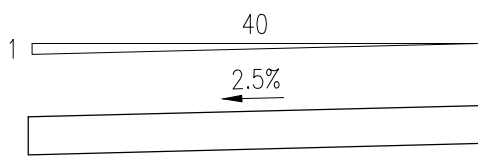
No Landings Required where Gradients are flatter than 1 : 33 or 3.0%.



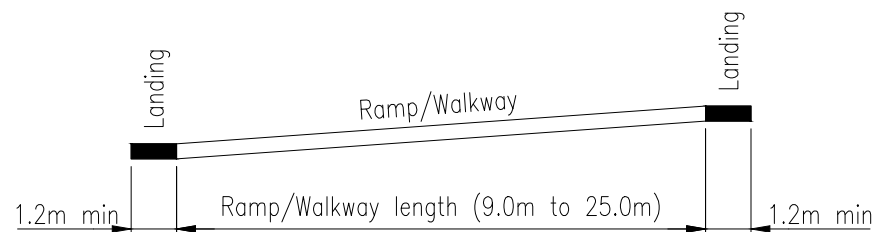
GEOMETRIC STANDARDS

NOTES:

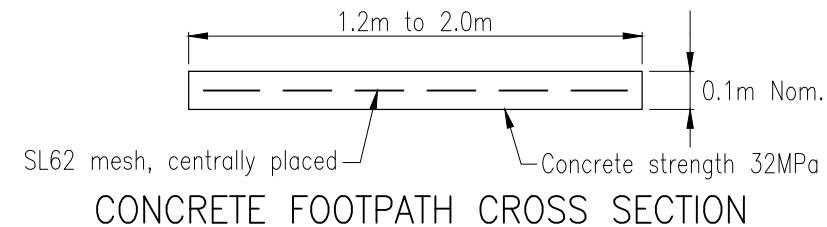
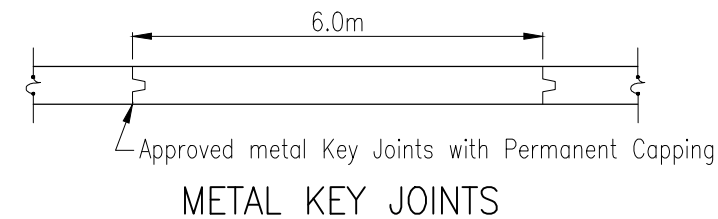
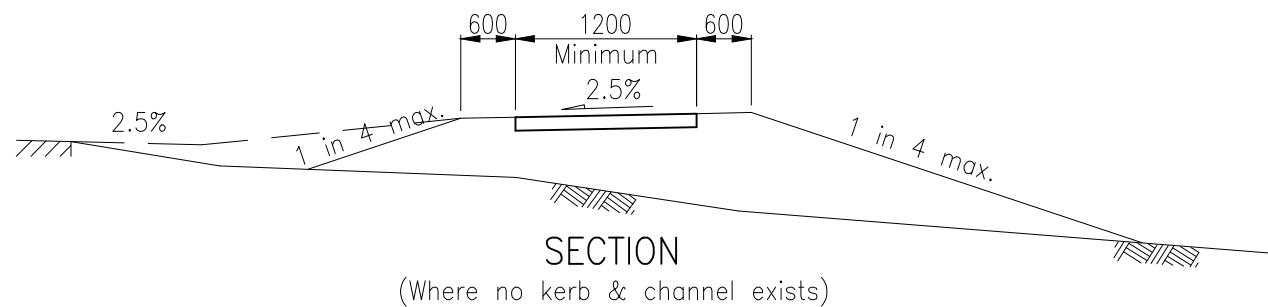
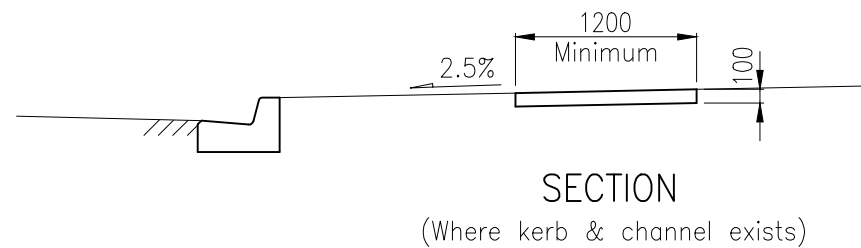
1. Path grades to be in accordance with AS 1428.1.
2. Tactile indicators to be provided in accordance with AS 1428.1.
3. The gradient of walkways and ramps between landings shall be constant. Ramps shall have landings at changes in direction.
4. Passing spaces shall be provided in accordance with AS 1428.2 where path width is less than 1.8m wide.
5. Where the length of ramp exceeds 1.52m it shall be installed at a maximum grade of 1:14.
6. Joints to be approved metal key joints.
7. Thickness to be increased to 125mm at residential vehicular crossings. Provide a joint at both ends of thickened section.
8. Concrete footpaths joining existing driveways to be transitioned over a minimum 5.0m length.
9. All concrete surfaces to be broom finished.
10. All dimensions in millimetres unless shown otherwise.
11. Kerb Paths are to be 1.5m.



MAXIMUM CROSSFALL OF PATHS



LONGITUDINAL GRADES OF PATHS



Council	BSC	CHRC	GRC	IRC	LSC	MRC	RRC
Applicable	Yes	Yes	Yes	Yes	Yes	Yes	Yes
Fibre Reinforced Concrete Approved?	Yes	No	No	No	No	No	Yes

REVISIONS	DATE
E IRC ADDED	12/2016
D GRC AND LSC ADDED	09/2014
C MRC ADDED	04/2011
B GRADE AMEND TO 1:4 MAX AND FIBRE REINFORCED CONCRETE	07/2010
A POST AMALGAMATION REVIEW	01/2010

**DISCLAIMER.**  
The authors and sponsoring organisations shall have no liability or responsibility to the user or any other person or entity with respect to any liability, loss or damage caused or alleged to be caused, directly or indirectly, by the adoption and use of these Standard Drawings including, but not limited to, any interruption of service, loss of business or anticipatory profits, of consequential damages resulting from the use of these Standard Drawings. Persons must not rely on these Standard Drawings as the equivalent of, or a substitute for, project-specific design and assessment by an appropriately qualified professional.

**Capricorn Municipal Development Guidelines**

Incorporating:  
Banana Shire Council (BSC) Livingstone Shire Council (LSC)  
Central Highlands Regional Council (CHRC) Maranoa Regional Council (MRC)  
Gladstone Regional Council (GRC) Rockhampton Regional Council (RRC)  
Isaac Regional Council (IRC)

CONCRETE PATHWAY/BIKEWAY DETAILS

ROADS				
STANDARD DRAWING				
CMDG-R-051				
REV.	A	B	C	D