

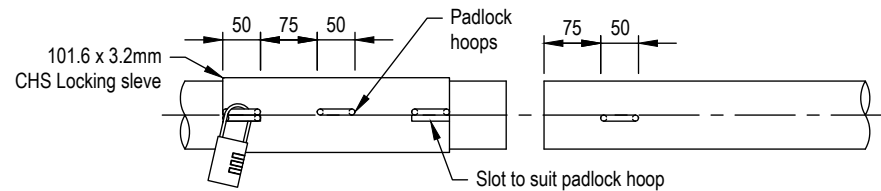
SWING POST DETAIL
SCALE: 1:10

NOTES:

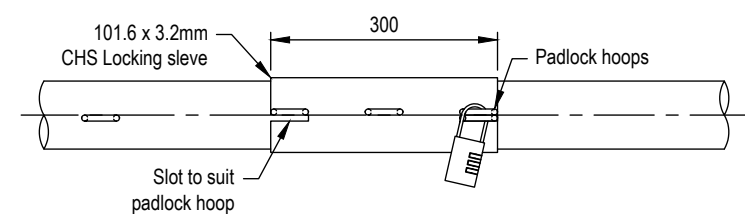
1. All Concrete to be grade N25 in accordance with AS 1379 and AS3600
2. All end and mitre joints to be butt welded all around
3. All dimensions are in millimeters unless shown otherwise.
4. All gate components to be hot dipped galvanised after welding (unless approved otherwise)

APPLICABILITY TABLE

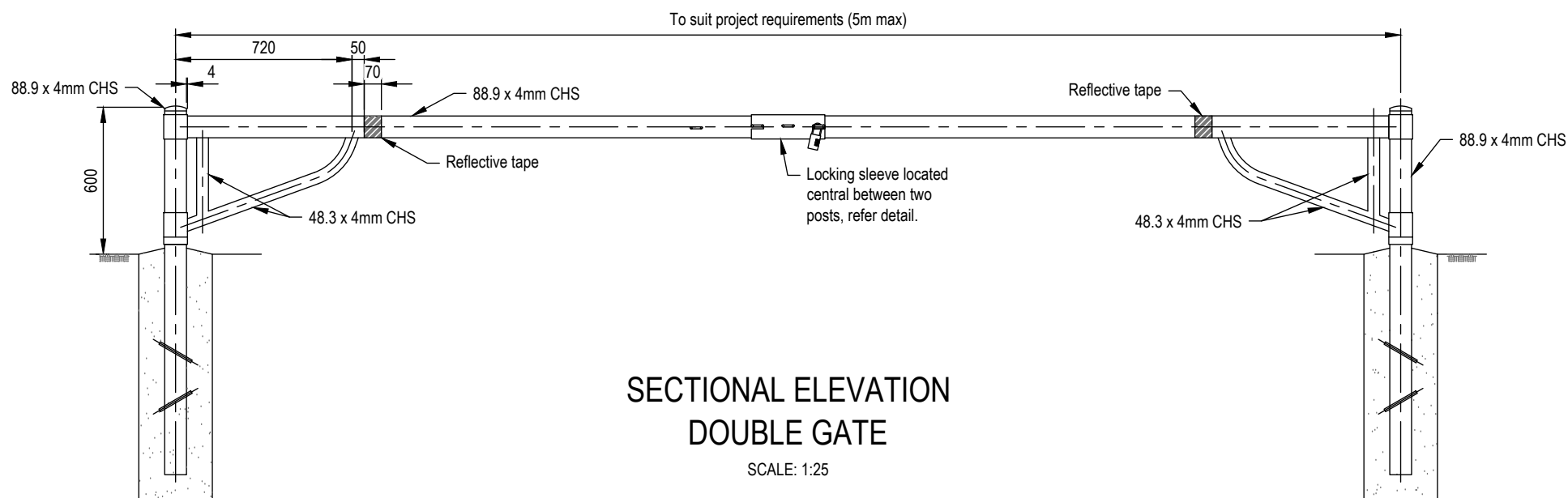
Council	BSC	CHRC	GRC	IRC	LSC	MRC	RRC
Applicable	Yes	Yes	Yes	Yes	Yes	Yes	Yes



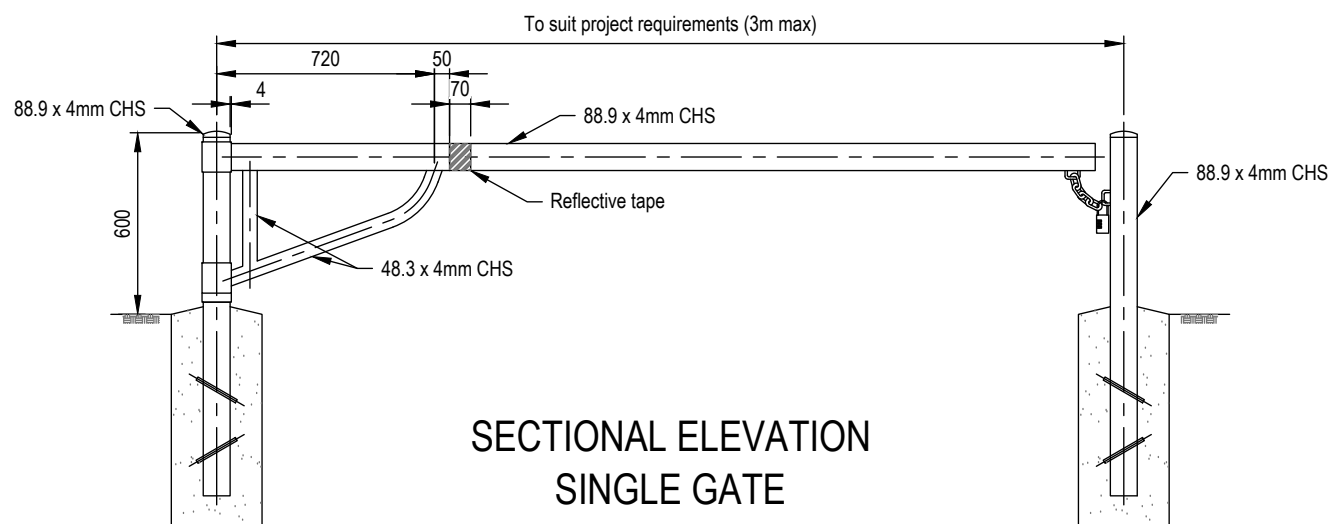
DOUBLE GATE LOCKING SLEEVE
(OPEN POSITION)
SCALE: 1:10



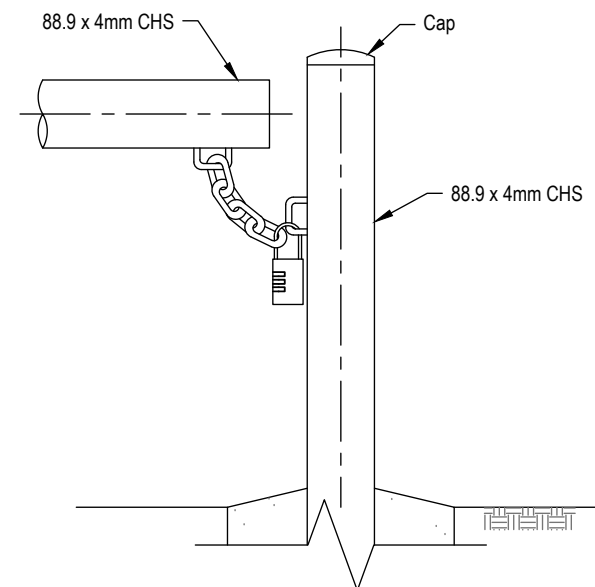
DOUBLE GATE LOCKING SLEEVE
(CLOSED POSITION)
SCALE: 1:10



SECTIONAL ELEVATION
DOUBLE GATE
SCALE: 1:25



SECTIONAL ELEVATION
SINGLE GATE
SCALE: 1:25



SINGLE GATE POST DETAIL
SCALE: 1:10

REVISIONS	DATE
A	NEW DRAWING
	04/2023

DISCLAIMER.
The authors and sponsoring organisations shall have no liability or responsibility to the user or any other person or entity with respect to any liability, loss or damage caused or alleged to be caused, directly or indirectly, by the adoption and use of these Standard Drawings including, but not limited to, any interruption of service, loss of business or anticipatory profits, of consequential damages resulting from the use of these Standard Drawings. Persons must not rely on these Standard Drawings as the equivalent of, or a substitute for, project-specific design and assessment by an appropriately qualified professional.

Capricorn Municipal Development Guidelines

Incorporating:

Banana Shire Council (BSC)
Central Highlands Regional Council (CHRC)
Gladstone Regional Council (GRC)
Livingstone Shire Council (LSC)

Maranoa Regional Council (MRC)
Rockhampton Regional Council (RRC)
Isaac Regional Council (IRC)

ENTRANCE BARRIER SWING GATE

GENERAL

STANDARD
DRAWING

A3

CMDG-G-021

REV. A